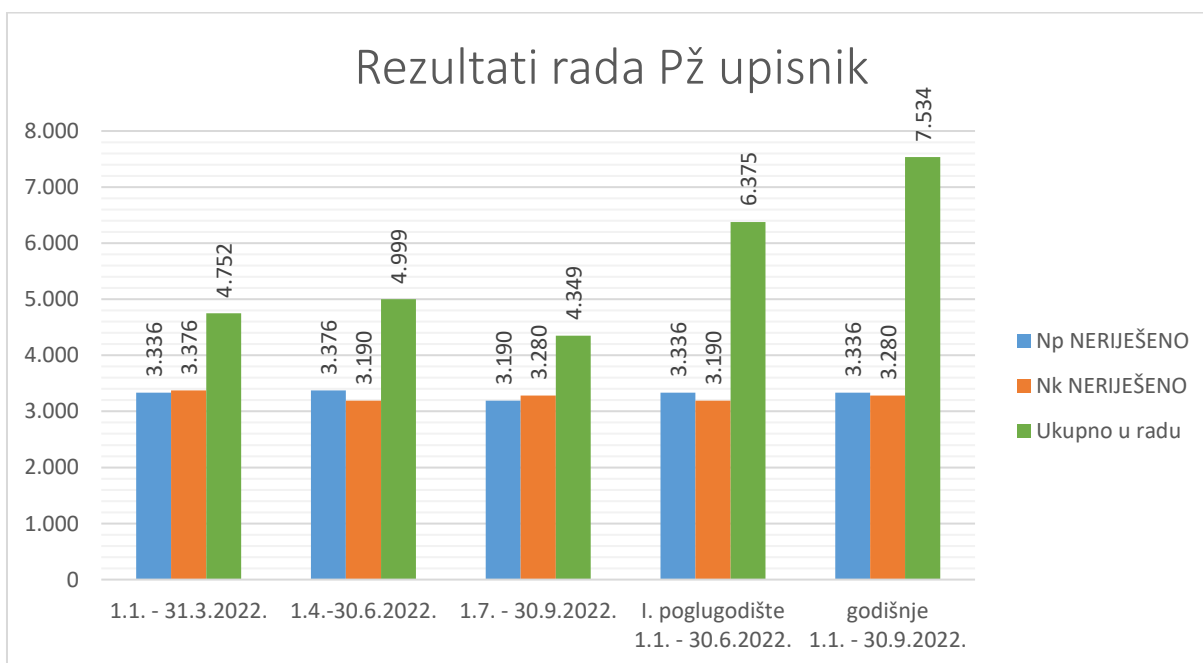


**REZULTATI RADA  
VISOKOG TRGOVAČKOG SUDA REPUBLIKE HRVATSKE  
U TREĆEM TROMJESEČJU 2022.**

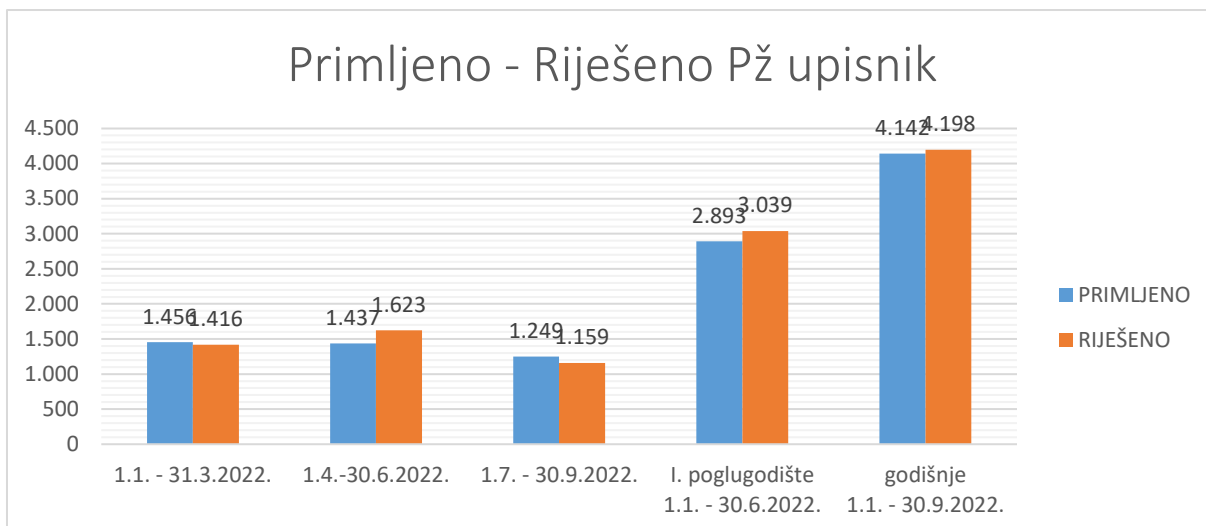
Rezultati rada

<b>Predmeti trgovačkih i ostalih sporova - drugi stupanj - Pž upisnik</b>	<b>Np NERIJEŠENO</b>	<b>PRIMLJENO</b>	<b>RIJEŠENO</b>	<b>Nk NERIJEŠENO</b>
1.1. - 31.3.2022.	3.336	1.456	1.416	3.376
1.4.-30.6.2022.	3.376	1.437	1.623	3.190
1.7. - 30.9.2022.	3.190	1.249	1.159	3.280
<b>I. poglugodište 1.1. - 30.6.2022.</b>	<b>3.336</b>	<b>2.893</b>	<b>3.039</b>	<b>3.190</b>
<b>godišnje 1.1. - 30.9.2022.</b>	<b>3.336</b>	<b>4.142</b>	<b>4.198</b>	<b>3.280</b>

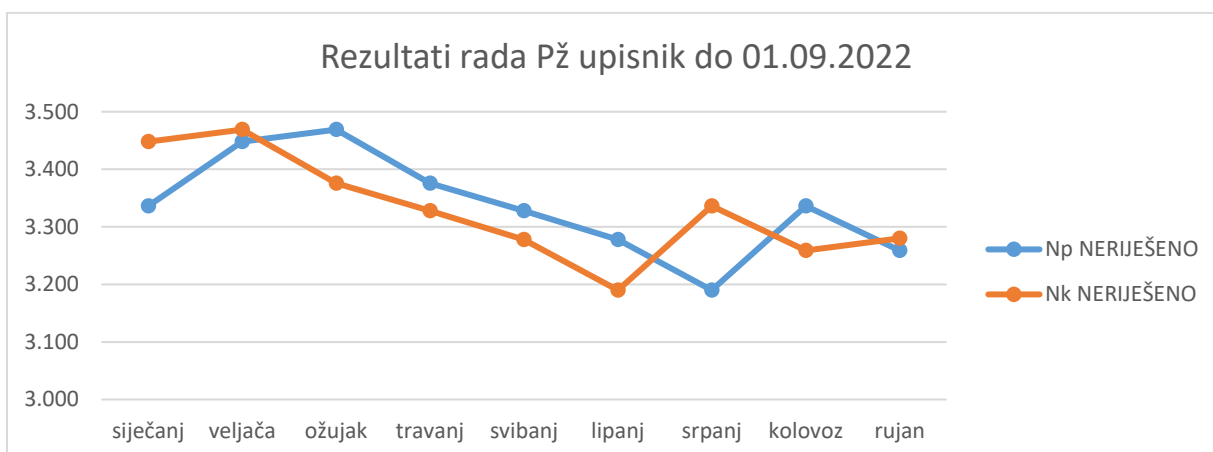
Tablica 1



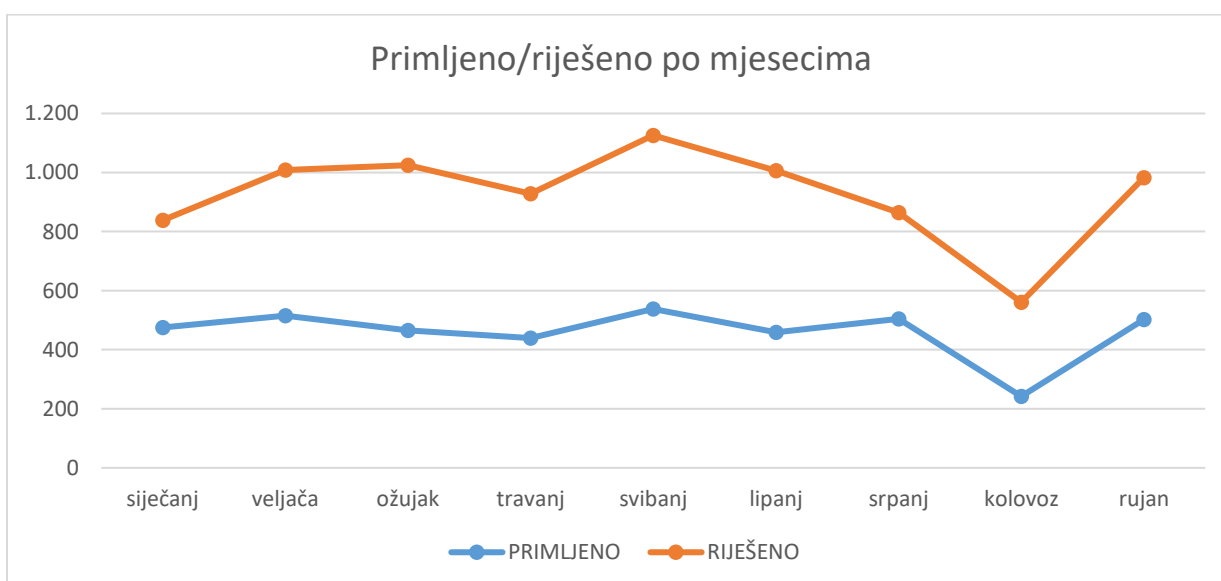
Slika 1



Slika 2



Slika 3



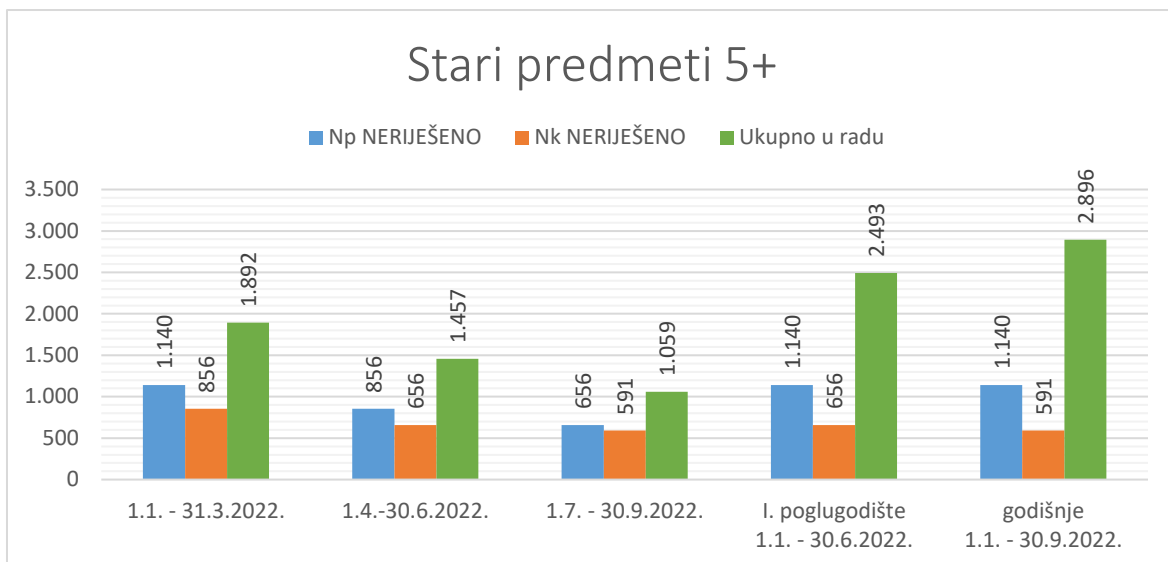
Slika 4

Udjel starih predmeta (5+) u rezultatima rada (za 2022. kalendarsku godinu stari predmeti su predmeti prema pokretanju postupka do 31.12.2017.)

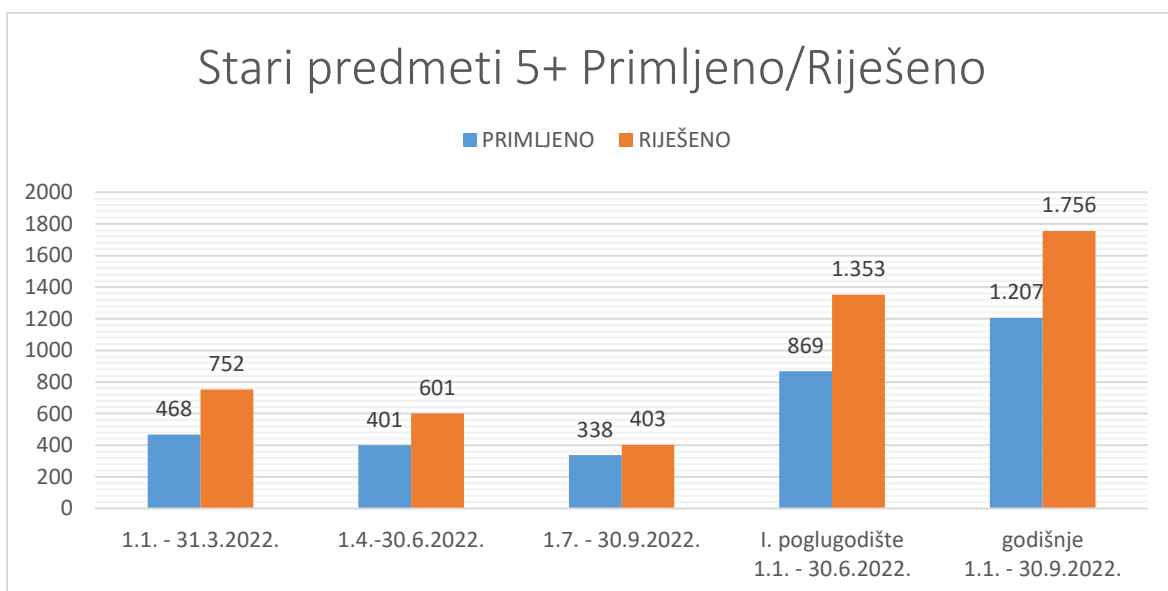
Udjel starih predmeta (5+) u rezultatima rada	Np NERIJEŠENO	PRIMLJENO	RIJEŠENO	Nk NERIJEŠENO
1.1. - 31.3.2022.	1.140	468	752	856
relativni broj	34,17%	32,14%	53,11%	25,36%
1.4.-30.6.2022.	856	401	601	656
relativni broj	25,36%	27,91%	37,03%	20,56%
<b>I. pogludodište 1.1. - 30.6.2022.</b>	<b>1.140</b>	<b>869</b>	<b>1.353</b>	<b>656</b>
relativni broj	<b>34,17%</b>	<b>30,04%</b>	<b>44,52%</b>	<b>20,56%</b>
1.7. - 30.9.2022.	656	338	403	591
relativni broj	20,56%	27,06%	34,77%	18,02%

<b>godišnje 1.1. - 30.9.2022.</b>	<b>1.140</b>	<b>1.207</b>	<b>1.756</b>	<b>591</b>
relativni broj	<b>34,17%</b>	<b>29,14%</b>	<b>41,83%</b>	<b>18,02%</b>

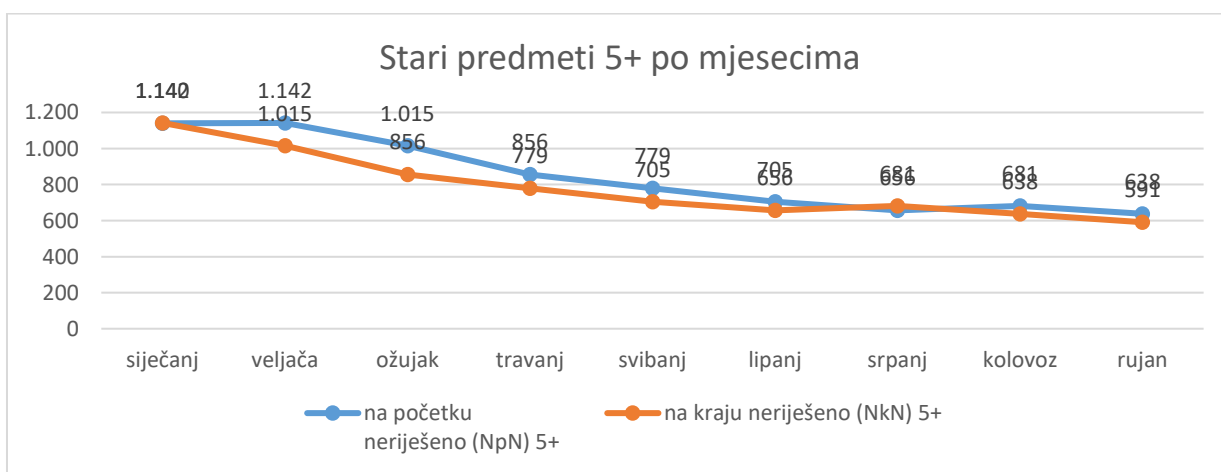
Tablica 2



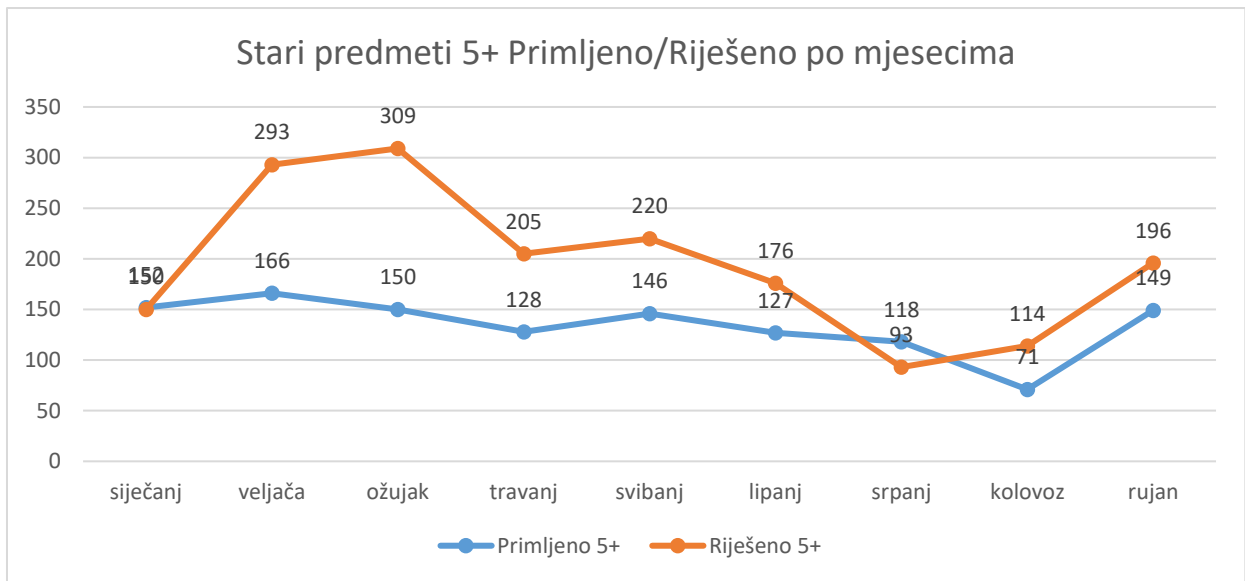
Slika 5



Slika 6



Slika 7



Slika 8